

# House Of The Rising Sun

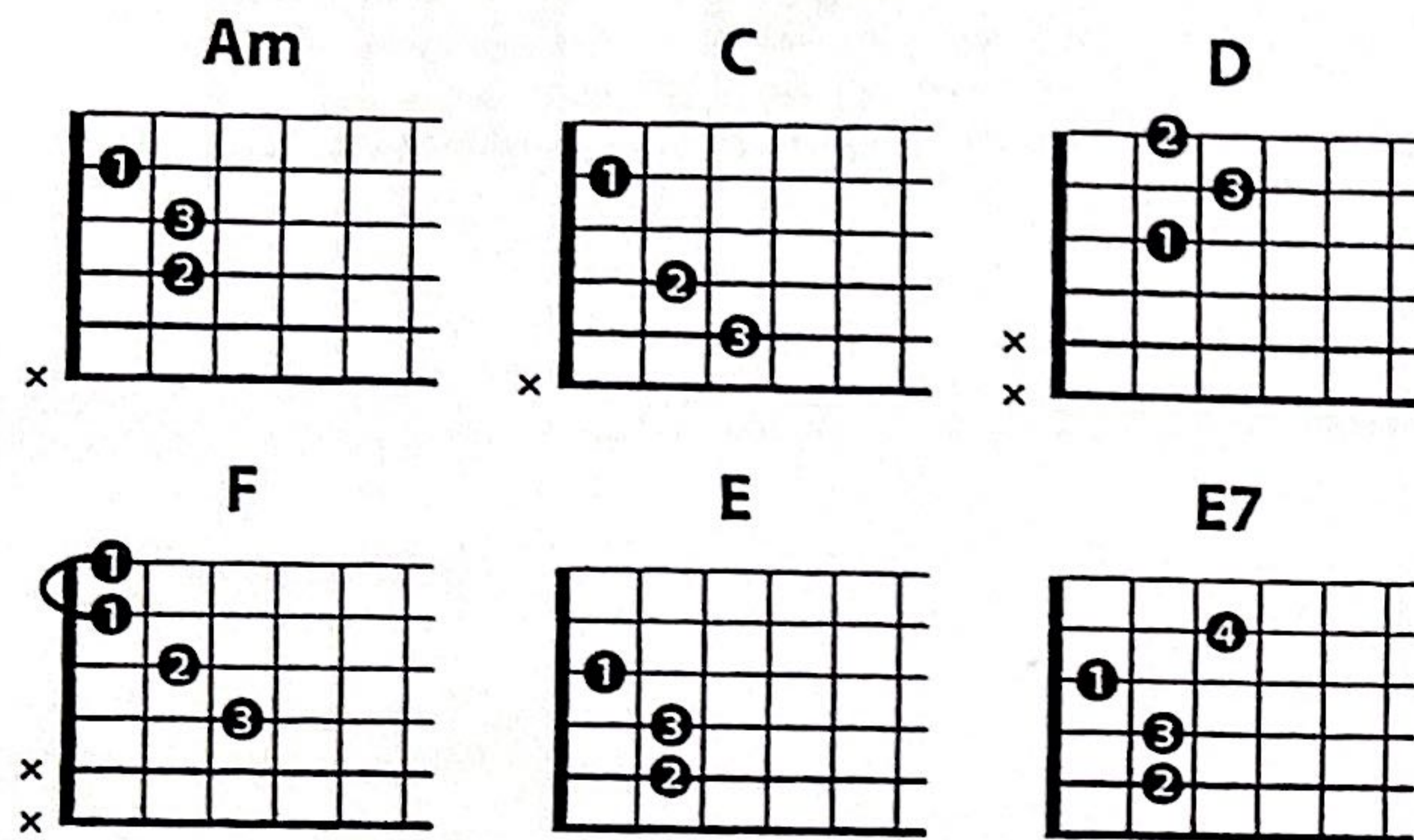
© 2011 HAGE Musikverlag, Pommelsbrunn  
Traditional



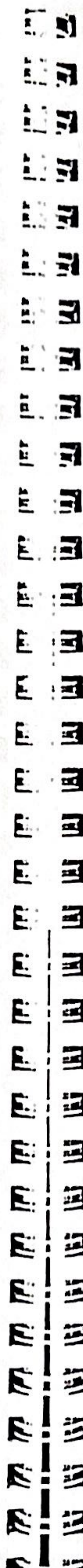
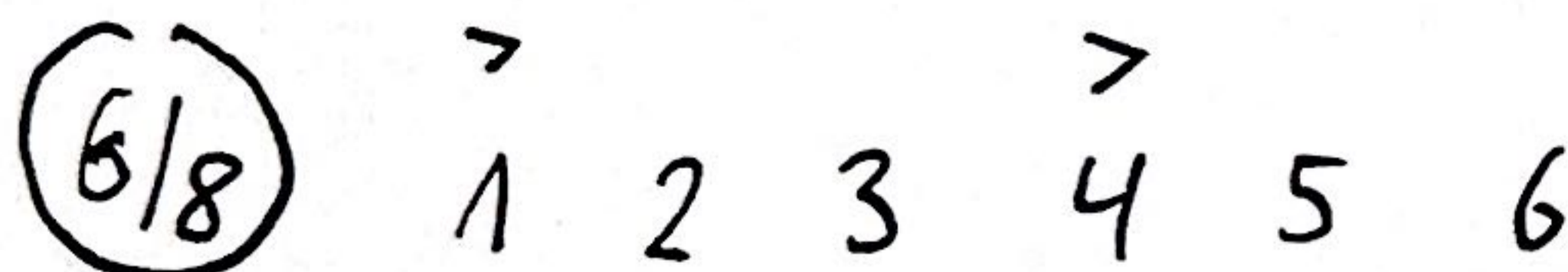
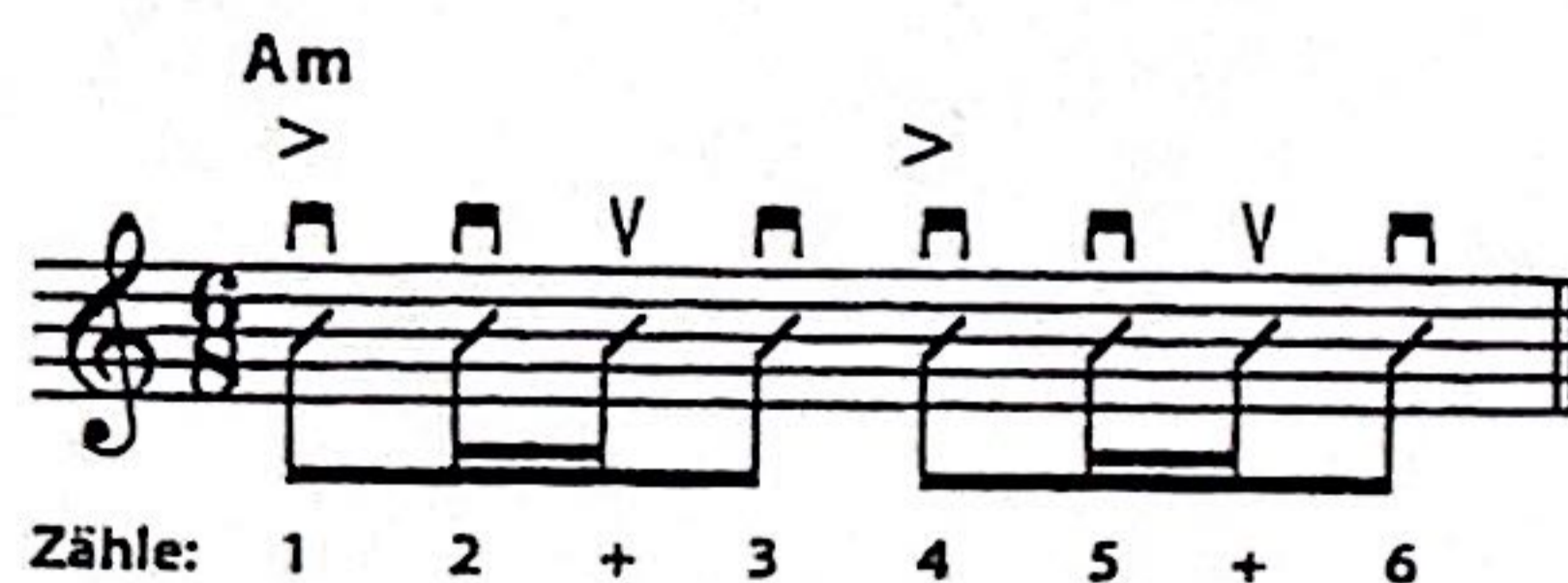
Dieser Traditional wurde von vielen bekannten Sängern und Bands, wie The Animals, Bob Dylan und Tom Petty, interpretiert. Das Lied steht im 6/8-Takt.

Hinweis: Popmusik wirkt gerade dann lebendig und mitreißend, wenn der Sänger etwas freier mit der rhythmischen Platzierung des Texts über der Musik umgeht. Man nennt das eine individuelle Phrasierung. Auf der CD zum Buch kannst du dies unter anderem bei diesem Song sehr schön hören. Nimm das als Beispiel dafür, dass auch du beim Singen dieser Lieder deine eigene Phrasierung finden kannst.

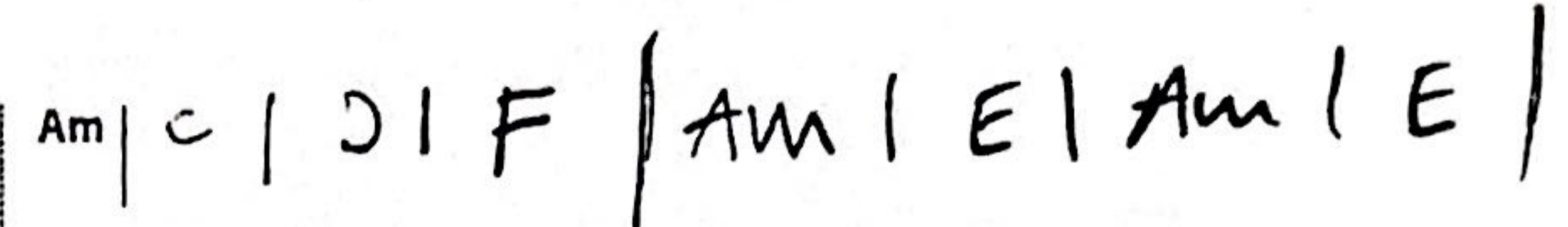
## Akkorde



## Begleit-Rhythmus



Intro



Strophe 1

There | <sup>Am</sup>is a | <sup>C</sup>house in | <sup>D</sup>New Or- | <sup>F</sup>leans  
 they | <sup>Am</sup>call the | <sup>C</sup>Rising | <sup>E</sup>Sun. | <sup>E7</sup>  
 And it's | <sup>Am</sup>been the | <sup>C</sup>ruin of | <sup>D</sup>many poor | <sup>F</sup>girls,  
 and | <sup>Am</sup>me, oh | <sup>E</sup>Lord, I'm | <sup>Am</sup>one. | <sup>E</sup>

\* → wie Intro

Strophe 2

My | <sup>Am</sup>mother she | <sup>C</sup>is a | <sup>D</sup>tailor, | <sup>F</sup>  
 she | <sup>Am</sup>sews those | <sup>C</sup>blue | <sup>E</sup>jeans. | <sup>E7</sup>  
 My | <sup>Am</sup>father | <sup>C</sup>was a | <sup>D</sup>gamblin' | <sup>F</sup>man  
<sup>Am</sup>down in | <sup>E</sup>New Or- | <sup>Am</sup>leans. | <sup>E</sup> \*

Strophe 3

Go | <sup>Am</sup>tell my | <sup>C</sup>baby | <sup>D</sup>sister, | <sup>F</sup>  
 never | <sup>Am</sup>do what | <sup>C</sup>I have | <sup>E</sup>done. | <sup>E7</sup>  
 Never | <sup>Am</sup>see that | <sup>C</sup>house in | <sup>D</sup>New Or- | <sup>F</sup>leans,  
 they | <sup>Am</sup>call the | <sup>E</sup>Rising | <sup>Am</sup>Sun. | <sup>E</sup>

Strophe 4

I'm | <sup>Am</sup>going | <sup>C</sup>back to | <sup>D</sup>New Or- | <sup>F</sup>leans,  
 my | <sup>Am</sup>time is | <sup>C</sup>almost | <sup>E</sup>done. | <sup>E7</sup>  
 I am | <sup>Am</sup>going | <sup>C</sup>there to | <sup>D</sup>spend my | <sup>F</sup>days  
 be- | <sup>Am</sup>neath the | <sup>E</sup>Rising | <sup>Am</sup>Sun. |

Ending

Am

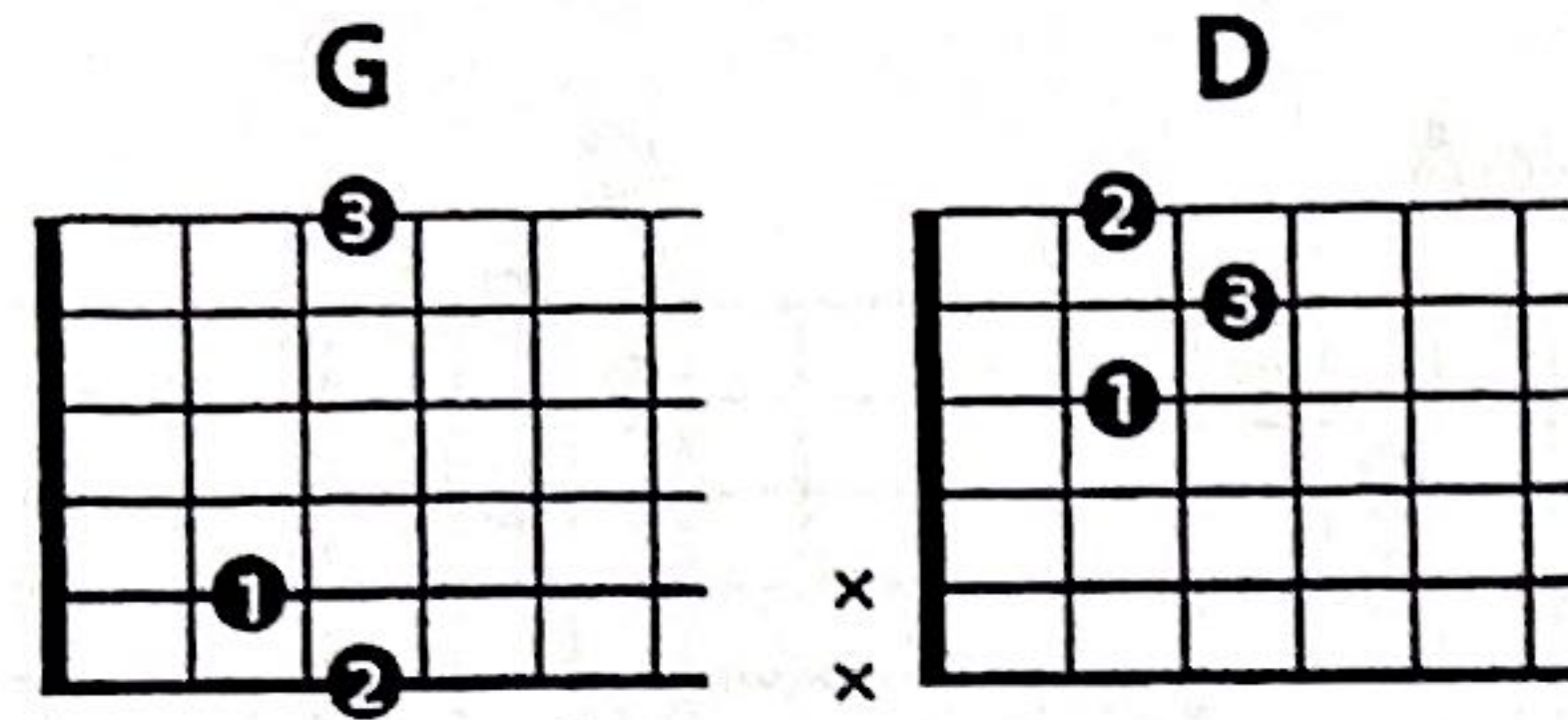
# Tulsa Time - Eric Clapton

© Copyright 1978 Universal Music Publishing Limited.  
All Rights Reserved. International Copyright Secured.  
Musik und Text: Daniel Flowers



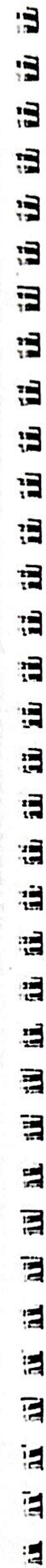
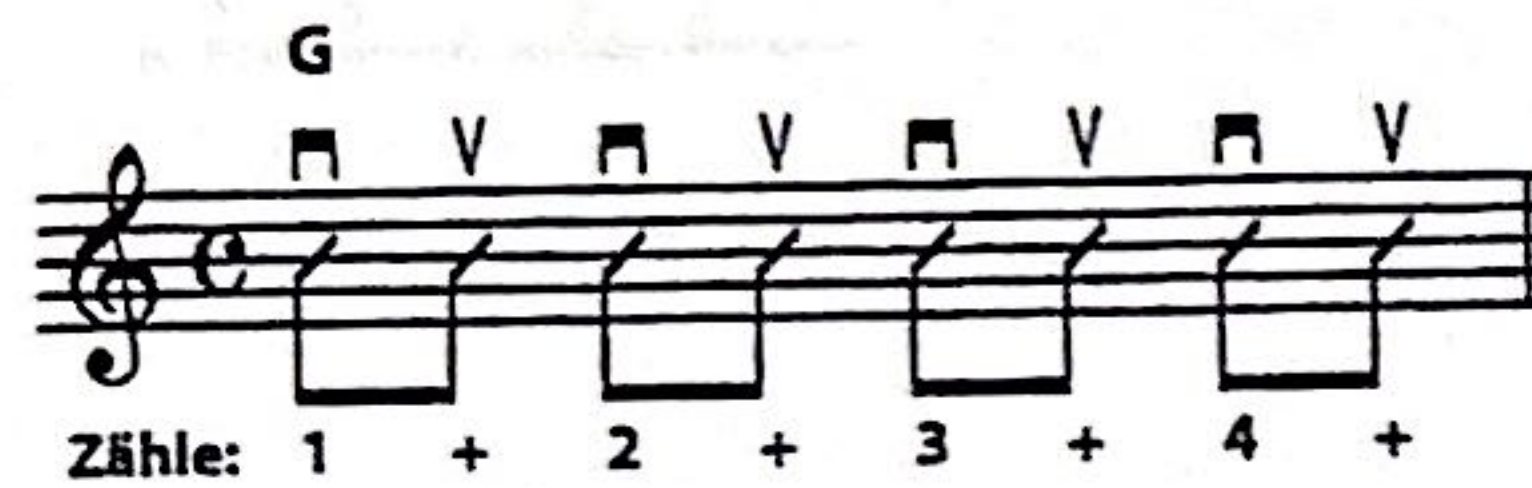
Auch wenn der Titel dieses Lagerfeuerklassikers nicht so bekannt ist, so kann ihn doch fast jeder mit ein wenig Übung mitsingen. Probier's am besten gleich bei der nächsten Party aus!

## Akkorde



## Begleit-Rhythmus

C ist eine andere Schreibweise für 4/4-Takt



## Intro



## Strophe 1

Well | I left Oklahoma, driv- | ing in a Pontiac | just about to lose my | D mind.  
I was | goin' to Arizona, maybe | on to California where | people all live so | G fine.  
My | mama says I'm crazy, my | baby calls me lazy, but I'm |  
gonna show them all this | D time.  
Cause you | know I ain't no fool and I don't | need no more damn school, |  
born to just walk the | G line.

## Refrain

G Living on Tulsa | time, | living on Tulsa | D time. Gonna | set my watch back to it,  
cause you | know that I've been through it, | living on Tulsa | G time.

## Strophe 2


So | G there I was in Hollywood, think- | ing I was doing good, |  
talking on a telephone | D line.  
They don't | want me in the movies and no- | body sings my songs,  
my | Mama says my baby's doing | G fine.  
So, | then I started winking, then | I started thinking,  
that I | really had a flash this | D time.  
That | I had no business leaving and no- | body would be grieving,  
you | see, I'm on Tulsa | G time.

## 2x Refrain

## Ending



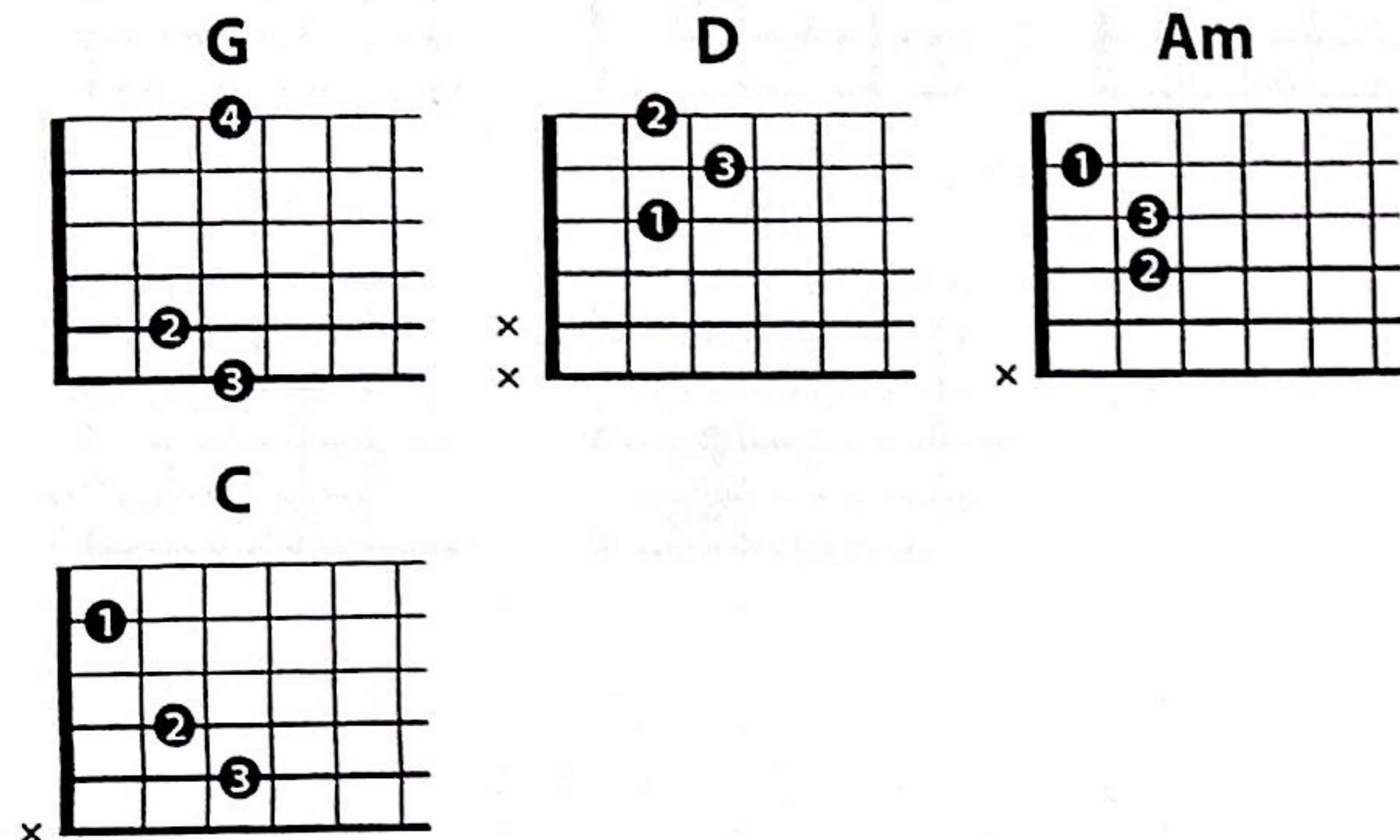
# Knockin' On Heaven's Door - Bob Dylan



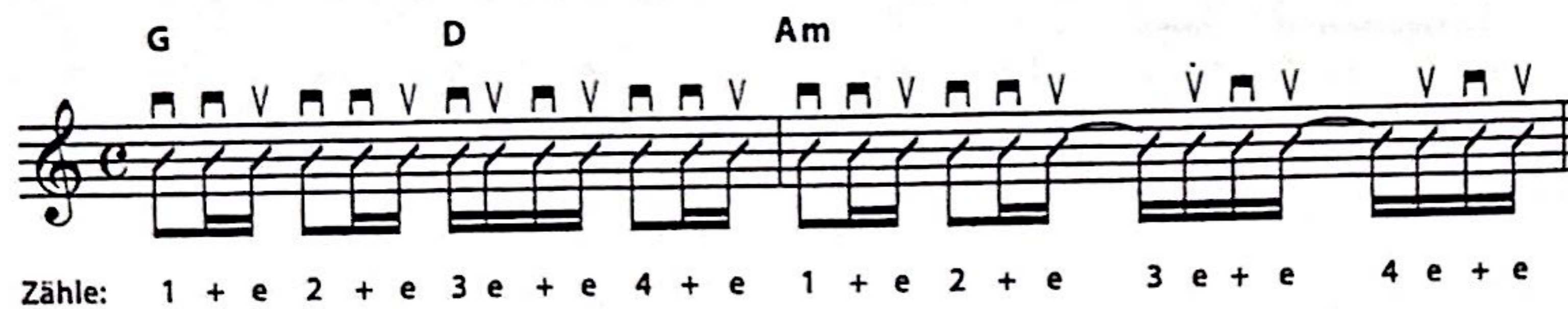
© Copyright 1973, 1974 Ram's Horn Music. All Rights Reserved. International Copyright Secured.  
Musik und Text: Bob Dylan

Dieses Stück ist der Lagerfeuer-Klassiker schlechthin. Es existieren unzählige Coverversionen, z. B.: von Guns & Roses, Eric Clapton und Avril Lavigne. Die durchgehende zweitaktige Akkordfolge sowie das moderate Tempo sind einfach zu meistern.

## Akkorde



## Begleit-Rhythmus



## Intro

G D | Am | G D | C |  
Uhh uhh u- | uhh, |  
G D | Am | G D | C |  
Uhh uhh u- | uhh. | Uhh uhh u- | uhh. |

## Strophe 1

G D | Am |  
Mama, take this badge off from | me. |  
G D | C |  
I can't use it any- | more. |  
G D | Am |  
It's getting dark too dark to | see, |  
G D | C |  
feels like I'm knockin' on heaven's | door. |

## Refrain

G D | Am |  
Knock, knock, knockin' on heaven's | door. |  
G D | C |  
Knock, knock, knockin' on heaven's | door. |  
G D | Am |  
Knock, knock, knockin' on heaven's | door. |  
G D | C |  
Knock, knock, knockin' on heaven's | door. |

## Strophe 2

G D | Am |  
Mama put my guns in the | ground, |  
G D | C |  
I can't shoot them any- | more. |  
G D | Am |  
That long black cloud is comin' | down, |  
G D | C |  
feels like I'm knockin' on heaven's | door. |

## Refrain

## Ending

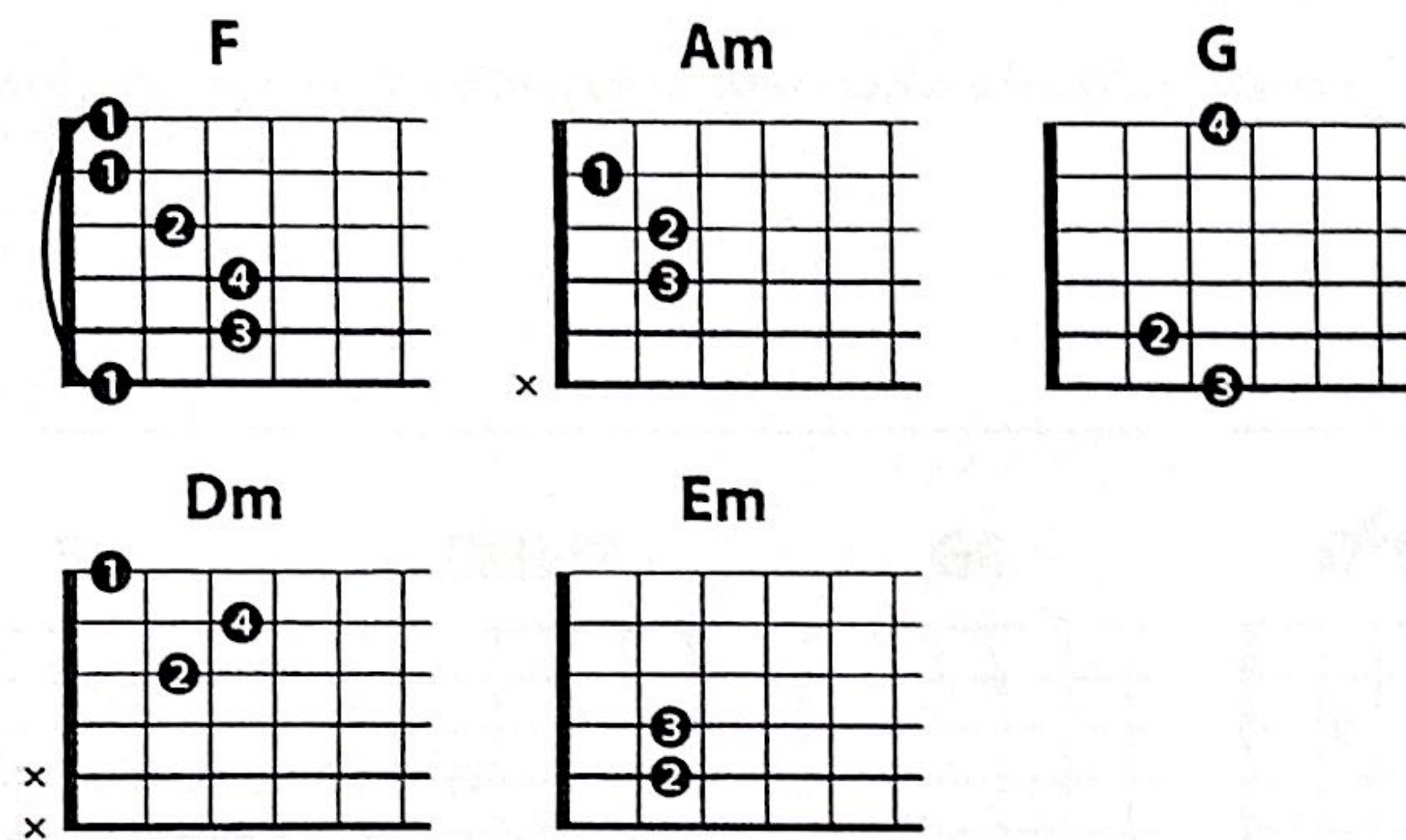
G D | Am | G D | C |  
Uhh uhh u- | uhh, | uhh uhh u- | uhh. |  
G D | Am | G D | C | G |  
Uhh uhh u- | uhh, | uhh uhh u- | uhh. |

# Summertime Sadness Lana Del Rey

302 Track 14


Copyright © 2012 EMI Music Publishing Ltd., Universal Music Works and R-Rated Music  
 All Rights on behalf of EMI Music Publishing Ltd. Administered by Sony Music Publishing LLC, 424 Church Street, Suite 1200, Nashville, TN 37219  
 All Rights on behalf of R-Rated Music Administered by Universal Music Works. International Copyright Secured. All Rights Reserved  
 Musik und Text: Elizabeth Grant / Richard Nowels

## Akkorde (Kapodaster 4. Bund)




## Begleit-Rhythmus

### Intro, 2. Hälfte Bridge



Zähle: 1 2 3 4

### Strophe, Refrain, 1. Hälfte Bridge



Zähle: 1 2 + 3 + 4 +

Intro F | Am G | Dm F | Am G | Dm

F Kiss me hard before you go, summertime sad-ness. | Dm

F I just wanted you to know, that baby you're the best. | Dm

### Strophe 1

I got my red dress on to-night, dancing in the dark in the pale moon-light. | F Am G Dm

Got my hair up real big beauty queen style, high-heels off, I'm feeling alive. | F Am G Dm

F Oh, my God, I feel it in the air. Telephone wires above are sizzlin' like a snail. | Am G Dm

Honey, I'm on fire, I feel it everywhere, nothing scares me any more. Two, three, four. | F Am G Dm

### Refrain

F Kiss me hard before you go, summertime sad-ness. | Am G Dm

F I just wanted you to know, that baby you're the best. | Am G Dm

F I've got that summertime, summertime sadness, s-s-summertime, summertime sadness. | Am G Dm

F Got that summertime, summertime sadness, oh, ooh-oh. | Am G Dm

### Strophe 2

I'm feelin' electric to-night, cruising down the coast goin' 'bout ninety-nine. | F Am G Dm

Got my bad baby by my heavenly side, I know if I go, I'll die happy to-night. | F Am G Dm

F Oh, my God, I feel it in the air. Telephone wires above are sizzlin' like a snail. | Am G Dm

Honey, I'm on fire, I feel it everywhere, nothing scares me any more. Two, three, four. | F Am G Dm

### Refrain

F Kiss me hard before you go, summertime sad-ness. | Am G Dm

### Bridge

Em Think I'll miss you forever, like the stars miss the sun in the morning sky. | Am F Dm

Em Late is better than never, even if you're gone I'm gonna drive, drive, drive. | Am F G

F I've got that summertime, summertime sadness, s-s-summertime, summertime sadness. | Am G Dm

F Got that summertime, summertime sadness, oh, ooh-oh. | Am G Dm

### Refrain

F Kiss me hard before you go, summertime sad-ness. | Am G Dm

### Ending

Dm

# Zombie - The Cranberries

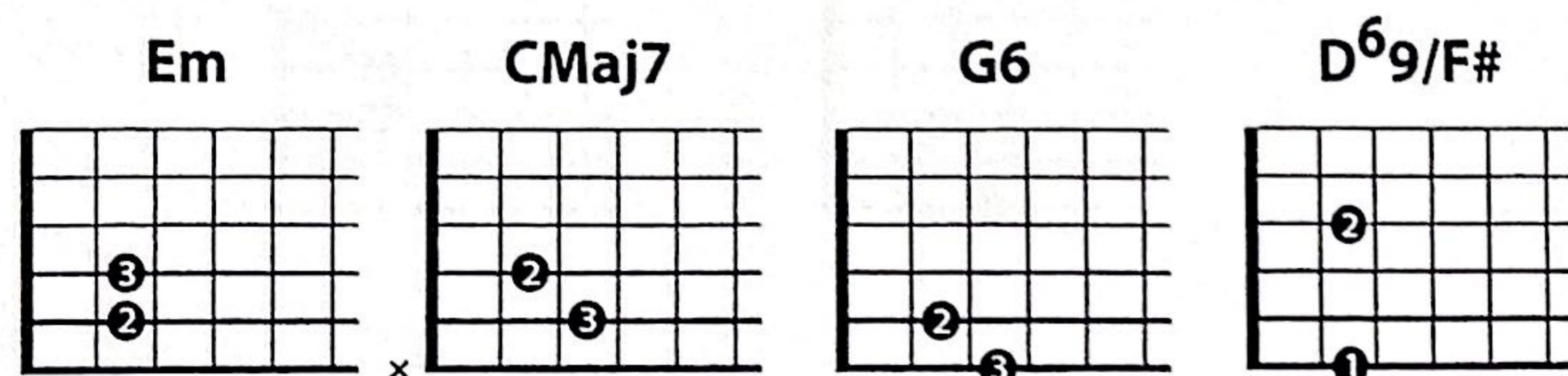
© 1994 Warner Chappell Music Ltd, London, W8 5DA. Reproduced by permission of Faber Music Ltd. All Rights Reserved.  
Musik und Text: Dolores O'Riordan



Im Original haben die Cranberries dieses Lied auf der E-Gitarre gespielt; der Song klingt aber auch auf der Akustikgitarre sehr schön. Der Rhythmus wird durchgehend in gemächlichem Tempo gespielt.


Die Akkorde weichen vom üblichen Standard ab; die B- und die hohe E-Saite werden immer leer gespielt. Das schafft Atmosphäre!

## Akkorde



## Begleit-Rhythmus

Intro, Strophen, Refrain



**Intro** Em | CMaj7 | G6 | D<sup>6</sup>9/F# |

**Strophe 1**  
 Em | CMaj7 | G6 | D<sup>6</sup>9/F# |  
 Another | head hangs lowly, | child is slowly tak- | en.  
 Em | CMaj7 | G6 | D<sup>6</sup>9/F# |  
 And the violence | causes silence, | who are we mistak- | en?  
 But you | Em | see, it's not me, it's not | CMaj7 | my family.  
 In your | G6 | head, in your head they are fight- | D<sup>6</sup>9/F# | ing with their | Em | tanks,  
 and their bombs and their | CMaj7 | bombs and their guns.  
 In your | G6 | head, in your head they are | D<sup>6</sup>9/F# | crying.

**Refrain**  
 In your | Em | head, in your | CMaj7 | head, zombie, | G6 | zombie, zombie, | D<sup>6</sup>9/F# | hey, hey.  
 What's in your | Em | head, in your | CMaj7 | head, zombie, | G6 | zombie, zombie, |  
 D<sup>6</sup>9/F# | hey, hey, hey, oh, | Em | doo, doo, doo, doo, | CMaj7 | doo, doo, doo, doo, |  
 G6 | doo, doo, doo, doo. | D<sup>6</sup>9/F# |

**Interlude** Em | CMaj7 | G6 | D<sup>6</sup>9/F# |

**Strophe 2**  
 Em | CMaj7 | G6 | D<sup>6</sup>9/F# |  
 Another | mother's breakin' | heart is taking o- | D<sup>6</sup>9/F# | ver.  
 Em | CMaj7 | G6 | D<sup>6</sup>9/F# |  
 When the violence | causes silence, | we must be mistak- | en.  
 It's the | Em | same old theme since | CMaj7 | nineteen sixteen.  
 In your | G6 | head, in your head they're still fight- | D<sup>6</sup>9/F# | ing  
 with their | Em | tanks, and their bombs and their | CMaj7 | bombs and their guns.  
 In your | G6 | head, in your head they are dy- | D<sup>6</sup>9/F# | ing.

**Refrain**  
**Ending** Em | CMaj7 | G6 | D<sup>6</sup>9/F# | Em

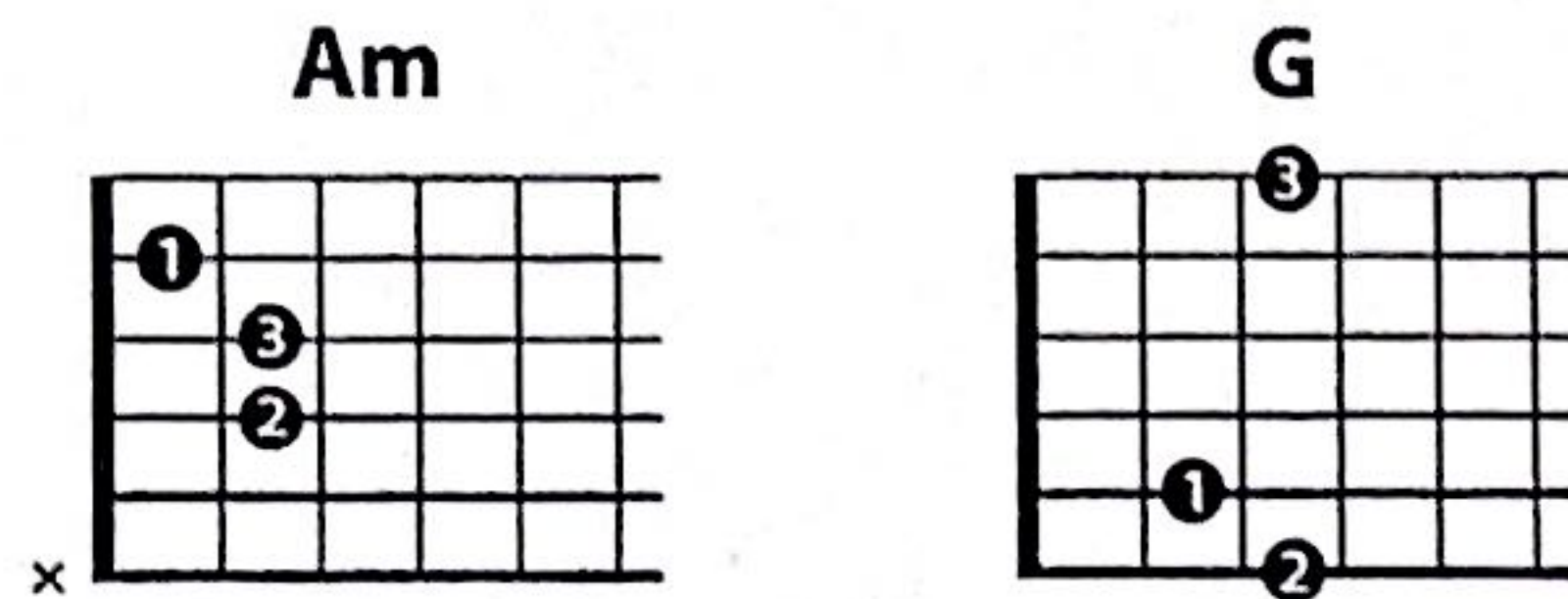
# Lady In Black - Uriah Heep

© 1970 EMI Music Publishing Ltd. Copyright Renewed  
 All Rights Administered by Sony/ATV Music Publishing LLC, 424 Church Street, Suite 1200, Nashville, TN 37219  
 International Copyright Secured All Rights Reserved All Rights Reserved Used by Permission  
 Musik und Text: Kenneth William David Hensley

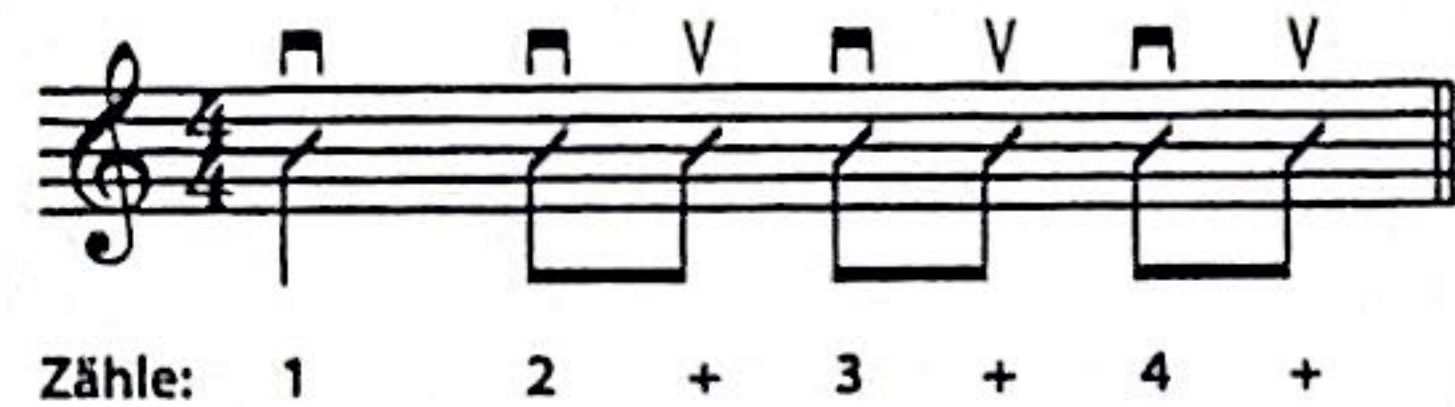


Dies ist ein wahrer Klassiker der Rockgeschichte. Die Band Uriah Heep hatte mit diesem Song Ende der 70er Jahre ihren größten Erfolg. Mit nur zwei Akkorden und einem Anschlagsmuster ist dieses Lied sehr leicht zu spielen. Einzig das flotte Tempo dürfte dich etwas fordern.

## Akkorde



## Begleit-Rhythmus



Intro Am | | |

**Strophe 1**  
 She <sup>Am</sup> came to me one morning, one lonely Sunday morning,  
 her <sup>G</sup> long hair flowing in the <sup>Am</sup> midwinter wind!  
 I <sup>Am</sup> know not how she found me, for in darkness I was walking  
 and de-<sup>G</sup> struction lay a-<sup>Am</sup> round me from a fight I could not win.

**Refrain**  
 Am Ah - a - ah ... | G Am | | G Am |

**Strophe 2**  
 She <sup>Am</sup> asked me name my foe then. I said I need with- in some men  
 to <sup>G</sup> fight and kill their brothers without <sup>Am</sup> thought of love or god.  
 And I <sup>Am</sup> begged her give me horses to trample down my enemy  
 so <sup>G</sup> eager was my passion to de- <sup>Am</sup> vour this waste of life.

**Refrain**  
 Am Ah - a - ah ... | G Am | | G Am |

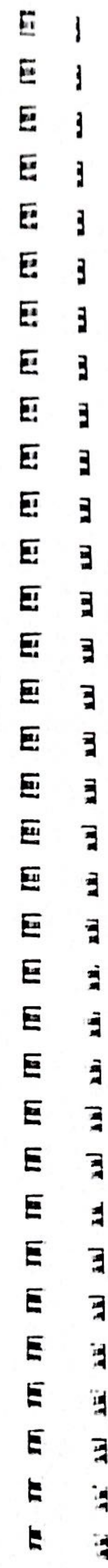
**Strophe 3**  
 But she <sup>Am</sup> would not think of battle that re- duces man to animals,  
 so <sup>G</sup> easy to be- gin and yet im- <sup>Am</sup> possible to end.  
 For <sup>Am</sup> she the mother of all men did counsel me so wisely then  
 I <sup>G</sup> feared to walk a- lone again and <sup>Am</sup> asked if she would stay.

**Refrain**  
 Am Ah - a - ah ... | G Am | | G Am |

**Strophe 4**  
 Oh <sup>Am</sup> Lady, lend your hand I cried or let me rest here at your side  
 "Have <sup>G</sup> faith and trust in me", she said and <sup>Am</sup> filled my heart with life.  
 "There <sup>Am</sup> is no strength in numbers. Have no such miscon- ception.  
 But <sup>G</sup> when you need me be assured, I <sup>Am</sup> won't be far a- way."

**Refrain**  
 Am Ah - a - ah ... | G Am | | G Am |

**Ending**  
 Am



Leichte Songs

Leichte Songs